


2010 2011 ASSOCIATES DEGREE SURVEY



Troy University Office of Institutional
Research, Planning, and Effectiveness

TABLE OF CONTENTS

Executive Summary3
Descriptive Statistics of Demographic Variables4
Student Satisfaction Measurements5
Attachment 1: Demographic Variables7
Attachment 2: Analysis of Student Satisfaction by Demographic Variables24
Attachment 3: Survey Instrument33

Student Satisfaction Measurements

Associate's degree students were asked to rate their satisfaction with nine aspects of the degree program. Responses were collected on a five-point scale of Excellent, Good, Average, Fair or Poor.

The percentage of students who rated these aspects as Excellent/Good or Fair/Poor are compared in the prior year in Tables 1 and 2. It should be noted that student input of "Not Applicable" was removed from these calculations so that the percentages of satisfaction are representative only of students who did receive these services. The percentages in this table may not equal 100% because percentages of participants who reported the serve as "average" are not displayed in the table.

Table 1

Overall quality of your academic program
Academic advising
Faculty accessibility
Instruction in major courses
Instruction in general education courses
Faculty's use of technologies to enhance teaching
Course availability in your major
Library
Tutorial support

Table 2

How would you rate Troy Univer


Regarding whether or not students would make the same academic choices again and if they would recommend the Associate's degree program to others four questions were asked on a four point scale of "Definitely yes, Probably yes, Probably No, Definitely No" For the purposes of data analysis the yes and no responses were grouped together in Table 3

Table 3

If you were starting over, would you enroll in the same program?
If you could start college over, would you attend Troy University again?

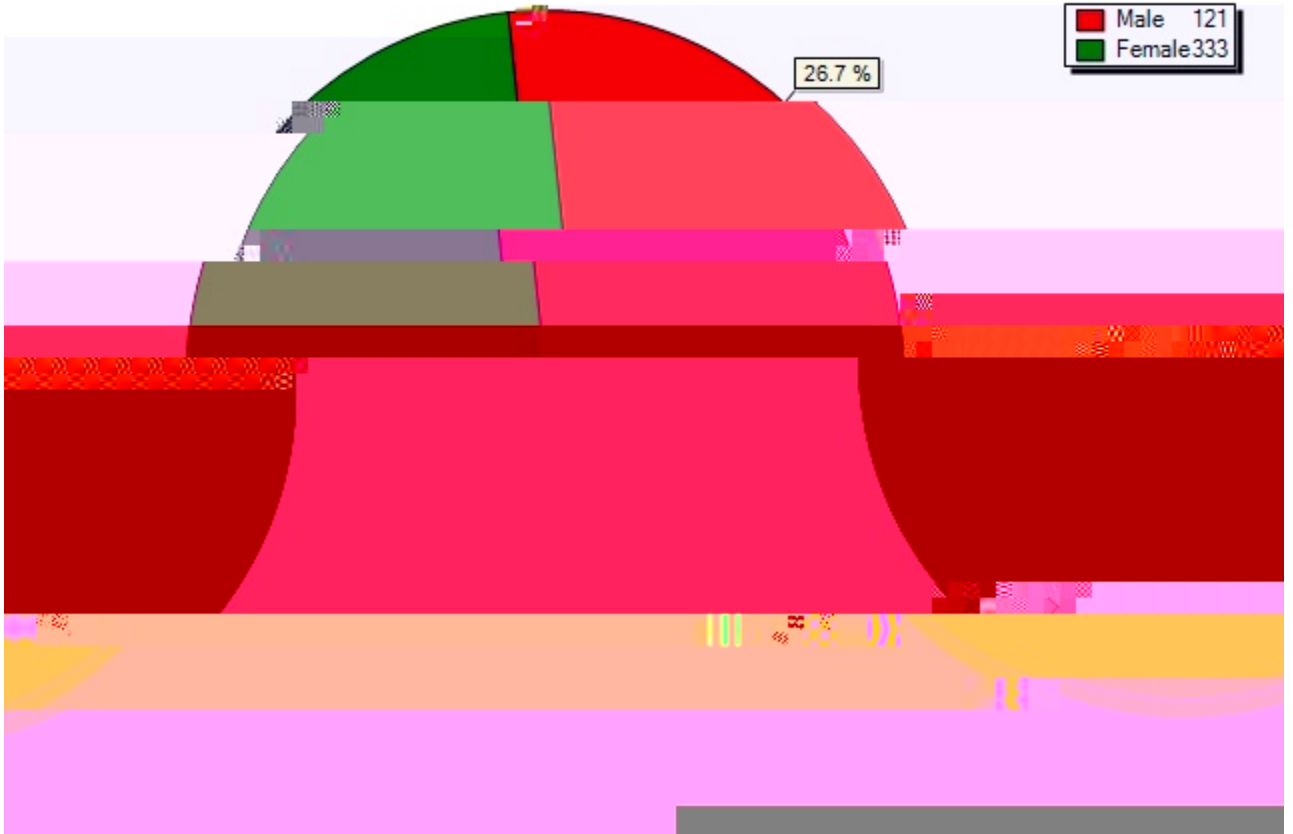
Attachment 1 Demographic Variables

Semester of Intended Graduation:




Gender:


Gender:



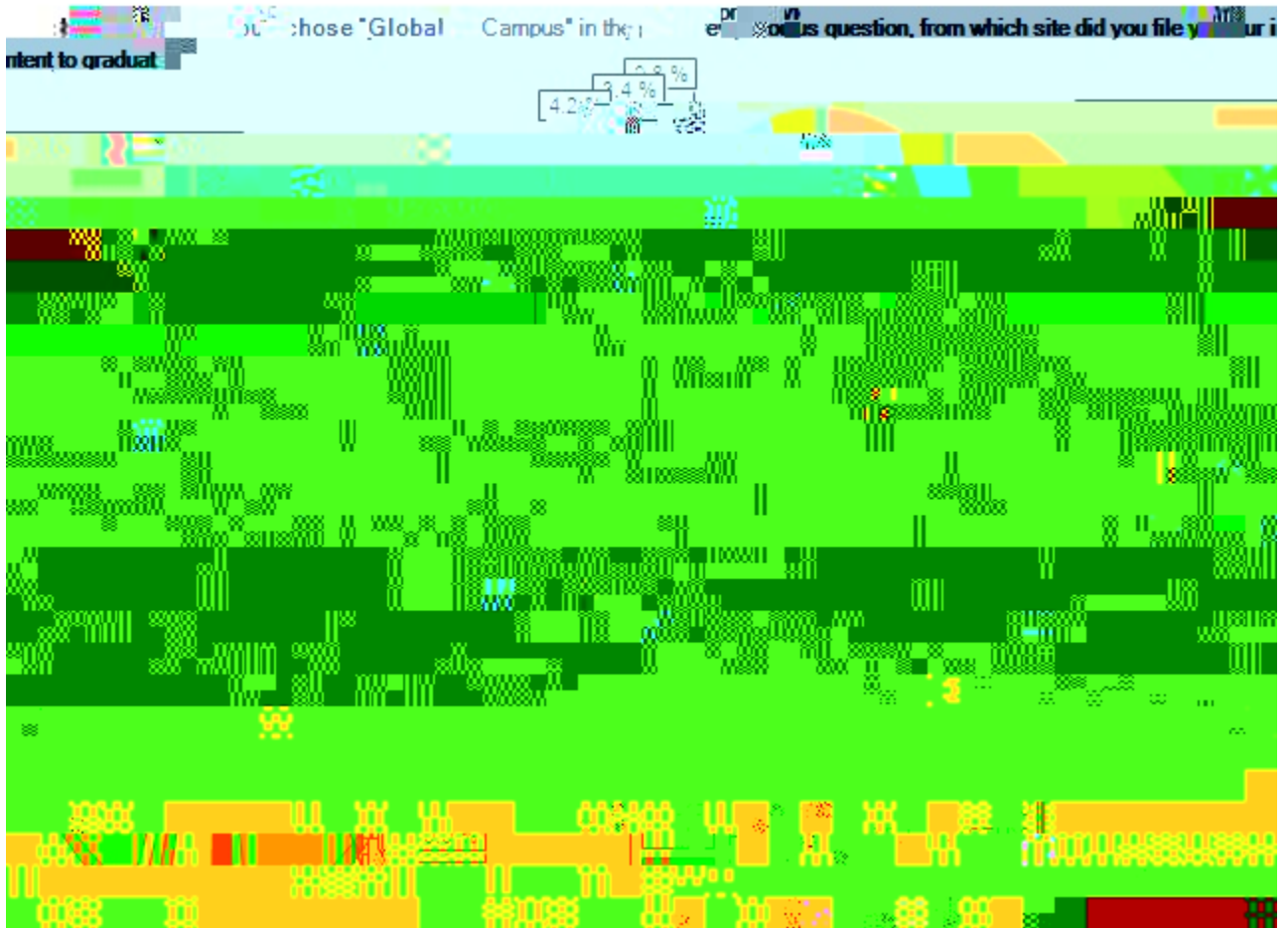
Ethnicity:



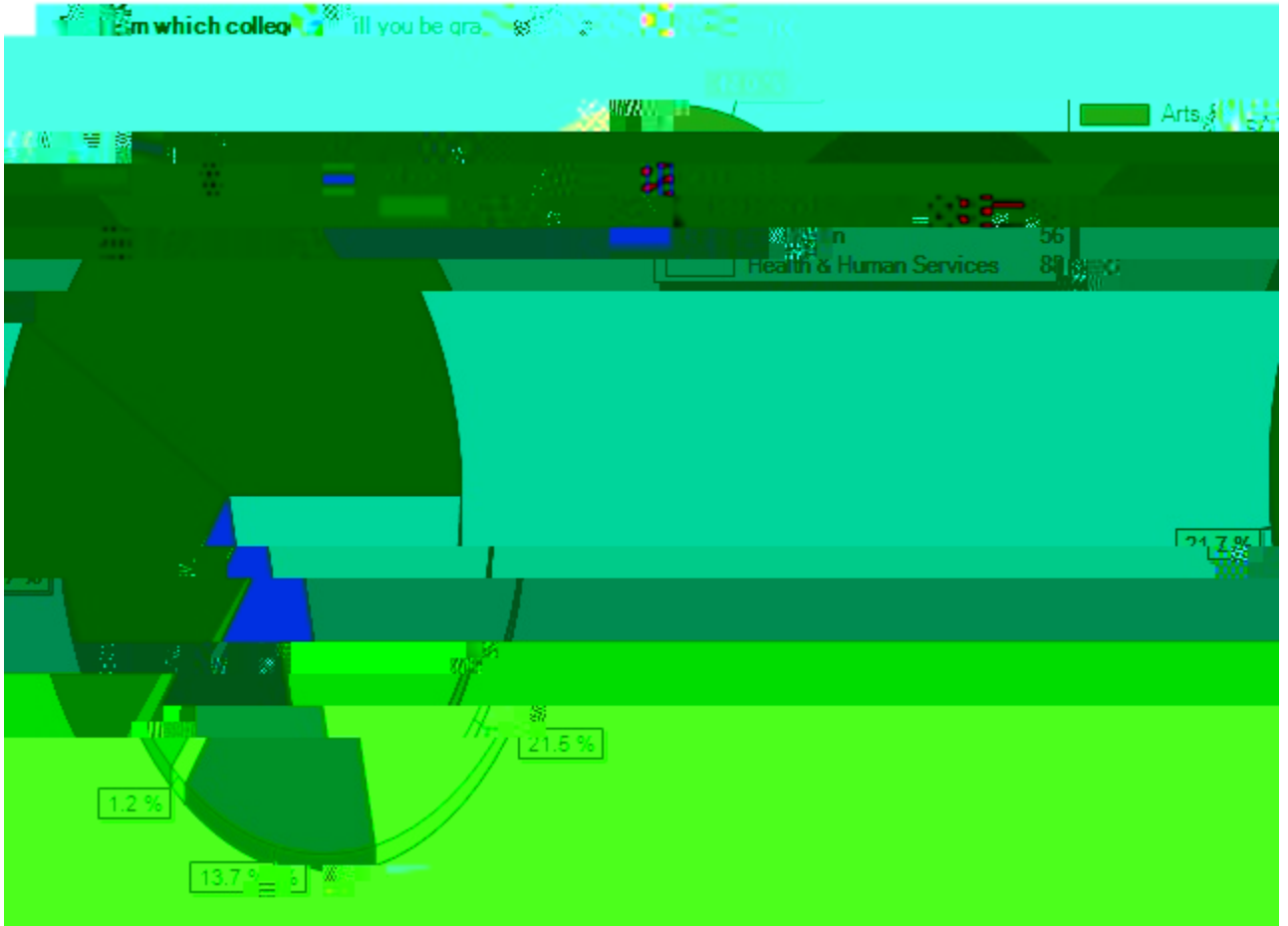
From which Troy University campus will you graduate?




If you chose "Global Campus" in the previous question, from which site did you file your intent to graduate?



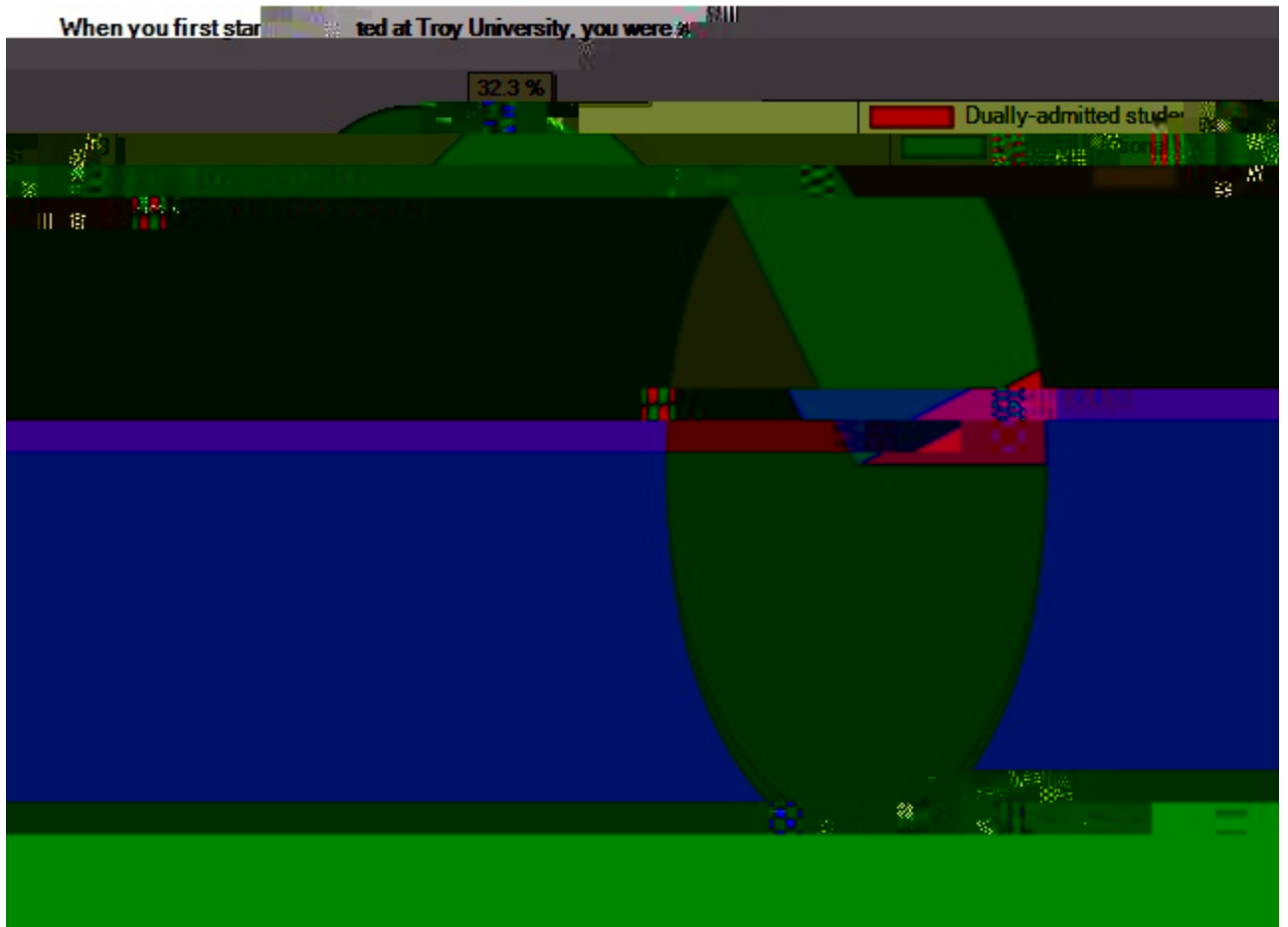
From which college will you be graduating?




In which Associates Degree Program are you enrolled?



When you first started at Troy University, you were a:




How many credit hours did you transfer to Troy University from another college or university?




Have you taken any courses online or in any other Distance Learning format at Troy University?



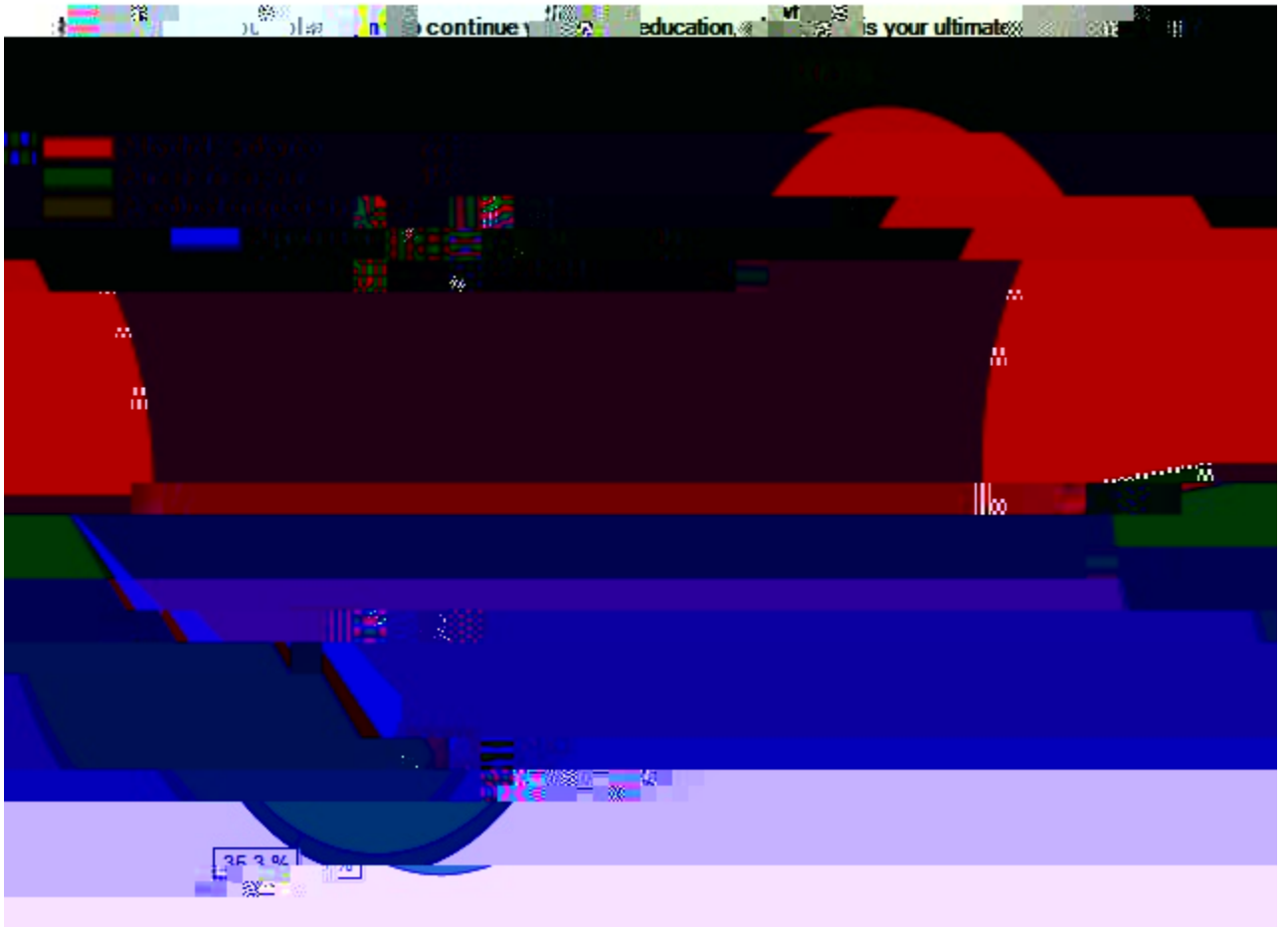
How long have you attended Troy University in pursuit of this Associates Degree?



What do you plan to do after you graduate?



If you plan to continue your education, what is your ultimate goal?



Are/were you employed while attending Troy University?



If you answered "Yes" to Question 24, how many hours do/did you usually work per week?



What financial aid have you received at Troy University? (Choose as many as apply)

What financial aid have you received at Troy University? (Choose as many as apply)

Financial Aid Type	Received
None	<input type="checkbox"/>
Tuition	<input type="checkbox"/>
Books	<input type="checkbox"/>
Room and Board	<input type="checkbox"/>
Travel	<input type="checkbox"/>
Other	<input type="checkbox"/>

	Fair/Poor	4	4.0%	16	6.9%
	Average	15	15.0%	39	16.8%
Course availability in your major	Excellent/Good	82	75.9%	183	78.2%
	Fair/Poor	14	13.0%	19	8.1%
	Average	12	11.1%	32	13.7%
Library	Excellent/Good	58	74.4%	163	81.9%
	Fair/Poor	8	10.3%	15	7.5%
	Average	12	15.4%	21	10.6%
Tutorial support	Excellent/Good	46	69.7%	116	67.1%
	Fair/Poor	9	13.6%	19	11.0%
	Average	11	16.7%	38	22.0%

Ethnicity

		Ethnicity:													
		Nonresident alien		Black, non-Hispanic		American Indian/Alaska Native		Asian/Pacific Islander		Hispanic		White, non-Hispanic		Race/ethnicity unknown	
		N	%	N	%	N	%	N	%	N	%	N	%	N	%
Overall quality of your academic program	Excellent/Good	2	100.0%	139	84.2%	0	.0%	4	80.0%	9	100.0%	127	84.7%	8	100.0%
	Fair/Poor	0	.0%	7	4.2%	0	.0%	0	.0%	0	.0%	9	6.0%	0	.0%
	Average	0	.0%	19	11.5%	0	.0%	1	20.0%	0	.0%	14	9.3%	0	.0%
Academic advising	Excellent/Good	1	50.0%	118	72.4%	0	.0%	3	60.0%	7	77.8%	95	64.6%	8	100.0%
	Fair/Poor	0	.0%	21	12.9%	0	.0%	1	20.0%	1	11.1%	27	18.4%	0	.0%
	Average	1	50.0%	24	14.7%	0	.0%	1	20.0%	1	11.1%	25	17.0%	0	.0%
Faculty accessibility	Excellent/Good	1	50.0%	126	80.8%	0	.0%	3	60.0%	7	77.8%	108	74.5%	7	87.5%
	Fair/Poor	0	.0%	5	3.2%	0	.0%	0	.0%	0	.0%	19	13.1%	0	.0%
	Average	1	50.0%	25	16.0%	0	.0%	2	40.0%	2	22.2%	18	12.4%	1	12.5%
Instruction in major courses	Excellent/Good	2	100.0%	123	75.9%	0	.0%	4	80.0%	9	100.0%	108	75.0%	7	87.5%
	Fair/Poor	0	.0%	9	5.6%	0	.0%	0	.0%	0	.0%	16	11.1%	0	.0%
	Average	0	.0%	30	18.5%	0	.0%	1	20.0%	0	.0%	20	13.9%	1	12.5%
Instruction in general education courses	Excellent/Good	2	100.0%	128	80.0%	0	.0%	4	80.0%	8	88.9%	123	83.7%	8	100.0%
	Fair/Poor	0	.0%	7	4.4%	0	.0%	0	.0%	0	.0%	7	4.8%	0	.0%
	Average	0	.0%	25	15.6%	0	.0%	1	20.0%	1	11.1%	17	11.6%	0	.0%
Faculty's use of technologies to	Excellent/Good	1	50.0%	125	80.6%	0	.0%	3	75.0%	8	88.9%	107	72.8%	8	100.0%
	Fair/Poor	0	.0%	7	4.5%	0	.0%	0	.0%	0	.0%	13	8.8%	0	.0%

enhance teaching	Average	1	50.0%	23	14.8%	0	.0%	1	25.0%	1	11.1%	27	18.4%	0	.0%
---------------------	---------	---	-------	----	-------	---	-----	---	-------	---	-------	----	-------	---	-----

Course
availability in

Campus

enhance teaching	Average	0	.0%	26	22.0%	0	.0%	3	21.4%	19	12.7%	6	14.6%
Course availability in your major	Excellent/Good	3	100.0%	83	70.3%	2	100.0%	10	76.9%	131	81.9%	33	78.6%
	Fair/Poor	0	.0%	17	14.4%	0	.0%	2	15.4%	9	5.6%	5	11.9%
	Average	0	.0%	18	15.3%	0	.0%	1	7.7%	20	12.5%	4	9.5%
Library	Excellent/Good	2	100.0%	90	81.1%	2	100.0%	10	83.3%	86	79.6%	29	76.3%
	Fair/Poor	0	.0%	10	9.0%	0	.0%	1	8.3%	8	7.4%	4	10.5%
	Average	0	.0%	11	9.9%	0	.0%	1	8.3%	14	13.0%	5	13.2%
Tutorial support	Excellent/Good	1	100.0%	53	60.2%	2	100.0%	7	58.3%	72	72.0%	26	76.5%
	Fair/Poor	0	.0%	12	13.6%	0	.0%	3	25.0%	11	11.0%	2	5.9%
	Average	0	.0%	23	26.1%	0	.0%	2	16.7%	17	17.0%	6	17.6%

College

		From which college will you be graduating?									
		Arts & Sciences		Sorrell College of Business		Education		Health & Human Services		Communication and Fine Arts	
		N	%	N	%	N	%	N	%	N	%
Overall quality of your academic program	Excellent/Good	113	91.9%	59	96.7%	31	86.1%	50	69.4%	2	100.0%
	Fair/Poor	2	1.6%	0	.0%	2	5.6%	10	13.9%	0	.0%
	Average	8	6.5%	2	3.3%	3	8.3%	12	16.7%	0	.0%
Academic advising	Excellent/Good	87	71.3%	43	72.9%	24	66.7%	45	63.4%	2	100.0%
	Fair/Poor	15	12.3%	10	16.9%	5	13.9%	15	21.1%	0	.0%
	Average	20	16.4%	6	10.2%	7	19.4%	11	15.5%	0	.0%
Faculty accessibility	Excellent/Good	92	80.0%	47	82.5%	26	74.3%	49	69.0%	2	100.0%
	Fair/Poor	6	5.2%	3	5.3%	2	5.7%	9	12.7%	0	.0%
	Average	17	14.8%	7	12.3%	7	20.0%	13	18.3%	0	.0%
Instruction in major courses	Excellent/Good	96	81.4%	52	86.7%	27	77.1%	40	56.3%	2	100.0%
	Fair/Poor	6	5.1%	1	1.7%	2	5.7%	13	18.3%	0	.0%
	Average	16	13.6%	7	11.7%	6	17.1%	18	25.4%	0	.0%
Instruction in general education courses	Excellent/Good	102	83.6%	50	83.3%	30	83.3%	52	77.6%	2	100.0%
	Fair/Poor	5	4.1%	3	5.0%	1	2.8%	4	6.0%	0	.0%
	Average	15	12.3%	7	11.7%	5	13.9%	11	16.4%	0	.0%
Faculty's use of technologies to enhance teaching	Excellent/Good	92	80.0%	52	88.1%	30	85.7%	42	60.0%	2	100.0%
	Fair/Poor	5	4.3%	3	5.1%	2	5.7%	9	12.9%	0	.0%
	Average	18	15.7%	4	6.8%	3	8.6%	19	27.1%	0	.0%

2011 Associates Degree Student Satisfaction Survey

Troy University Associates Degree Student Satisfaction Survey

Please complete this survey and submit it online. The information you provide will help Troy University improve and enhance its programs and services so that the University can better serve the educational needs of its students. Your responses will be kept strictly confidential and only group data will be reported. We thank you in advance for your participation in this survey.

GENERAL INFORMATION

1) Semester of Intended Graduation:

- Spring 2011
- Summer 2011
- Fall 2011
- Spring 2012
- Summer 2012
- Fall 2012
- Other (please specify)

If you selected other, please specify

2) Gender:

- Male
- Female

3) Ethnicity:

- Nonresident alien
- Black, non-Hispanic
- American Indian/Alaska Native
- Asian/Pacific Islander
- Hispanic
- White, non-Hispanic
- Race/ethnicity unknown

6) From which college will you be graduating?

Arts & Sciences
Sorrell College of Business
Communication and Fine Arts
Education
Health & Human Services

7) In which Associates Degree Program are you enrolled?

Business Administration
Computer Science
General Education

8) When you first started at Troy University, you were a:

Dually-admitted student
Conditionally admitted undergraduate student
Unconditionally admitted undergraduate student

9) How many credit hours did you transfer to Troy University from another college or university?

I did not transfer any credit hours.

- 1
- 2
- 3
- 4
- 5
- 6
- 7
- 8
- 9
- 10
- 11
- 12
- 13
- 14
- 15
- 16
- 17
- 18
- 19
- 20
- 21
- 22
- 23
- 24
- 25
- 26
- 27
- 28

29
30+

10) Have you taken any courses online or in any other Distance Learning format at Troy University?

Yes
No

11) How long have you attended Troy University in pursuit of this Associates Degree?

One year
Two years
Three years
Four years
Five years
More than five years

12) What is your overall GPA?

Less than 2.0
2.00-2.49
2.50-2.99
3.00-3.49
3.50-4.00

GRADUATION / EMPLOYMENT PLANS

13) What do you plan to do after you graduate?

Work in an area related to your field of study
Work in an area outside your field of study
Continue working in the job that you have had
Continue your education
Undecided

14) If you plan to continue your education, what is your ultimate goal?

A bachelor's degree
A master's degree
An education specialist degree
A professional degree
A doctoral degree

15) Are/were you employed while attending Troy University?

Yes
No

16) If you answered "Yes" to Question 24, how many hours do/did you usually work per week?

- 1 - 9 hours
- 10 - 19 hours
- 20 - 29 hours
- 30 - 39 hours

19) Please provide your overall ratings of Troy University:

	Excellent	Good	Average	Fair	Poor
How would you rate Troy University's preparation of you for employment?					

